



## Data sheet

DATE OF ISSUE APRIL 2020

**individualdecor**

**for  
people  
who  
create**



for people who create  
[www.individualdecor.com](http://www.individualdecor.com)

# Guidelines for data preparation by FunderMax Individualdecor

Please note that a special digital printing process is deployed at FunderMax Individualdecor, which differs from classical printing processes such as offset printing or gravure printing.

Therefore, before you begin planning, we recommend that you read this Data Sheet. If you follow these recommendations, it will facilitate the production of your individually designed material.

## GENERAL REQUIREMENTS

### How to send your data to FunderMax

Preferably via online storage services. Example:  
WeTransfer: [www.wetransfer.com](http://www.wetransfer.com)  
Email: [individualdruck@fundermax.biz](mailto:individualdruck@fundermax.biz)

Please note: Send us data that is ready to print, not unfinished working versions!

### If you are working with pixel data

Classic image applications (photos made with digital cameras) consist of image points. After being processed on the computer, JPEG images must absolutely be saved as TIFF (.tif) or Photoshop PSD (.psd).

For TIFF files, use LZW compression. PSD or TIFF files cannot include any hidden layers or adjustment layers. Please put all the pixel data into one layer before sending.

We recommend using „ISO Coated v2.icc“ as the colour space.

Otherwise, RGB or CMYK data with an embedded colour profile.

### Recommended resolution

The resolution of your graphics and images should be at least 90 dpi and maximum 180 dpi, depending on the print size.

We recommend that you do not make images sharper or convert them to a higher resolution!

### If you are working with vector data

The advantage of vector data is that they do not consist of image points and can therefore be enlarged without any loss of quality.

We recommend using: „ISO Coated v2.icc“ as the colour space. Create your data 1:1 (or alternatively 1:10) in its final size. Keep the file as compact as possible (file size as well as the number of object and anchor points). Please convert embedded images into the same colour space of the vector file beforehand.

Save the data as a PDF or AI File. Please do not use any transparencies.

### Spot colours and special colours

FunderMax Individualdecor opens up innumerable design options to you.

However, please note that we do not rework your first print, but print it just as we receive it.

Digital proofs in accordance with offset or other printing standards are not combinable with our printing process and it is therefore unfortunately not possible to carry out colour adjustments relating to exact RAL, NCS, Pantone and other spot colours.



**SUPPORTED FILE FORMATS**

**Vector data**

Adobe Illustrator	.ai, Illustrator .eps, Illustrator .pdf
Corel Draw - export to Illustrator-file	.ai, .eps

**Pixel data**

TIF or PSD, please note, no JPEG, no RAW
--

**Data from layout programmes**

QuarkXPress	Only as PDF
Adobe Indesign	.ind, .indd
PDF	PDF X-1a, X-3, X-4 only CMYK, with ISO Coated v2 as Output Intend

No support for AutoCAD, dwg!



**RECOMMENDATIONS**

- The quality of your FunderMax Individualdecor depends on the quality of your print data.
- Work together with a professional graphic designer.
- Please do not send us any unfinished working versions, only data that is ready for printing.
- Use «ISO Coated v2.icc» as the colour space for pixel data and vector data.
- Don't make graphics and images sharper or convert them to a higher resolution later on.
- E-mail: [individualdruck@fundermax.biz](mailto:individualdruck@fundermax.biz)



## 3 formats in an individual style

We finish your individually designed panels in the following formats.



**FUNDERMAX**  
Decorative  
Laminates

**FUNDERMAX**  
Compact  
Interior

**FUNDERMAX**  
Decorative  
Laminates

**FUNDERMAX**  
Compact  
Interior

**FUNDERMAX**  
Compact  
Exterior

**FUNDERMAX**  
Decorative  
Laminates

**FUNDERMAX**  
Compact  
Interior

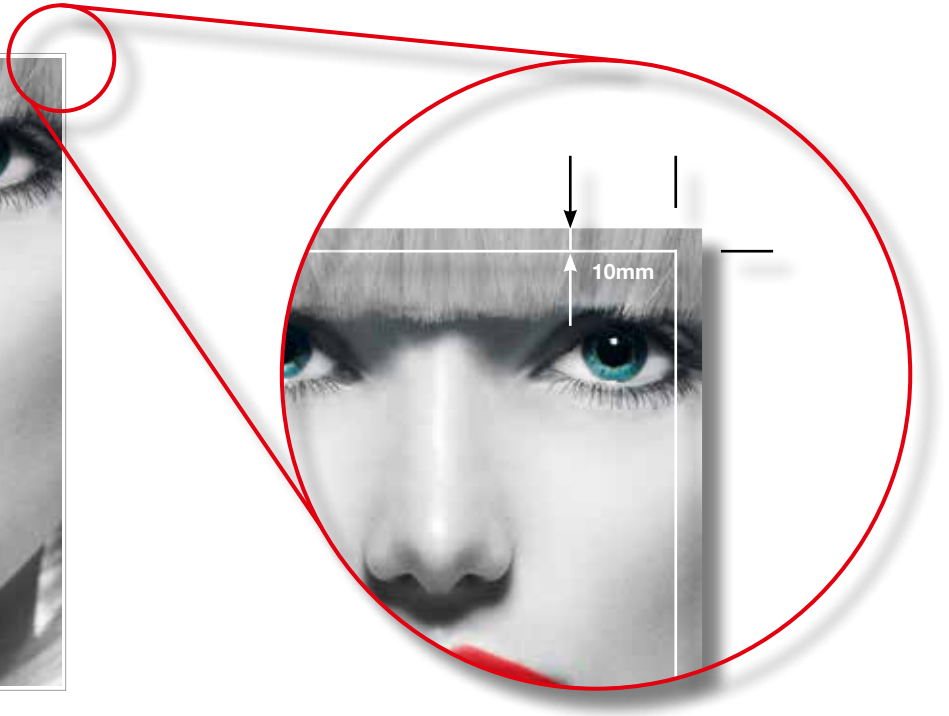
**FUNDERMAX**  
Compact  
Exterior

### PRODUCTS AND SURFACES


Decorative Laminates (HPL): FH, MT, SG  
Max Compact Interior: FH  
Max Compact Exterior: NT







PLEASE NOTE: Exaggerated illustration



**PLEASE NOTE:**

- The bleed can extend beyond the printable area. In this case, you mount the trim marks with a 5-10 mm trim.
- Slight deviations may occur in the size accuracy (1-2 mm per metre), depending on production.
- To enable you to nonetheless obtain your desired format after the cut, we ask you to leave an excess margin (bleed) of 1 cm around the motive.
- If you need trim marks for the processing, draw those in as well.
- For technical production reasons, it can happen that the printed area doesn't run parallel to the edge of the plate.



## Individual motives for individual applications

Several parts of one plate?  
Planning a multi-part motive?

No Problem!  
No Problem!



### CUTTING

If you'd like us to carry out the cutting for you, please order the image elements in such a way as to leave a minimum distance of 20 mm between the net formats (i.e. the images which are actually supposed to be cut out of the plate, - measured without the bleed).

In order to make it easier for us to carry out the cut, we ask you to please arrange the parts in rows, to enable us to process them in one go, horizontally or vertically.

#### Tip:

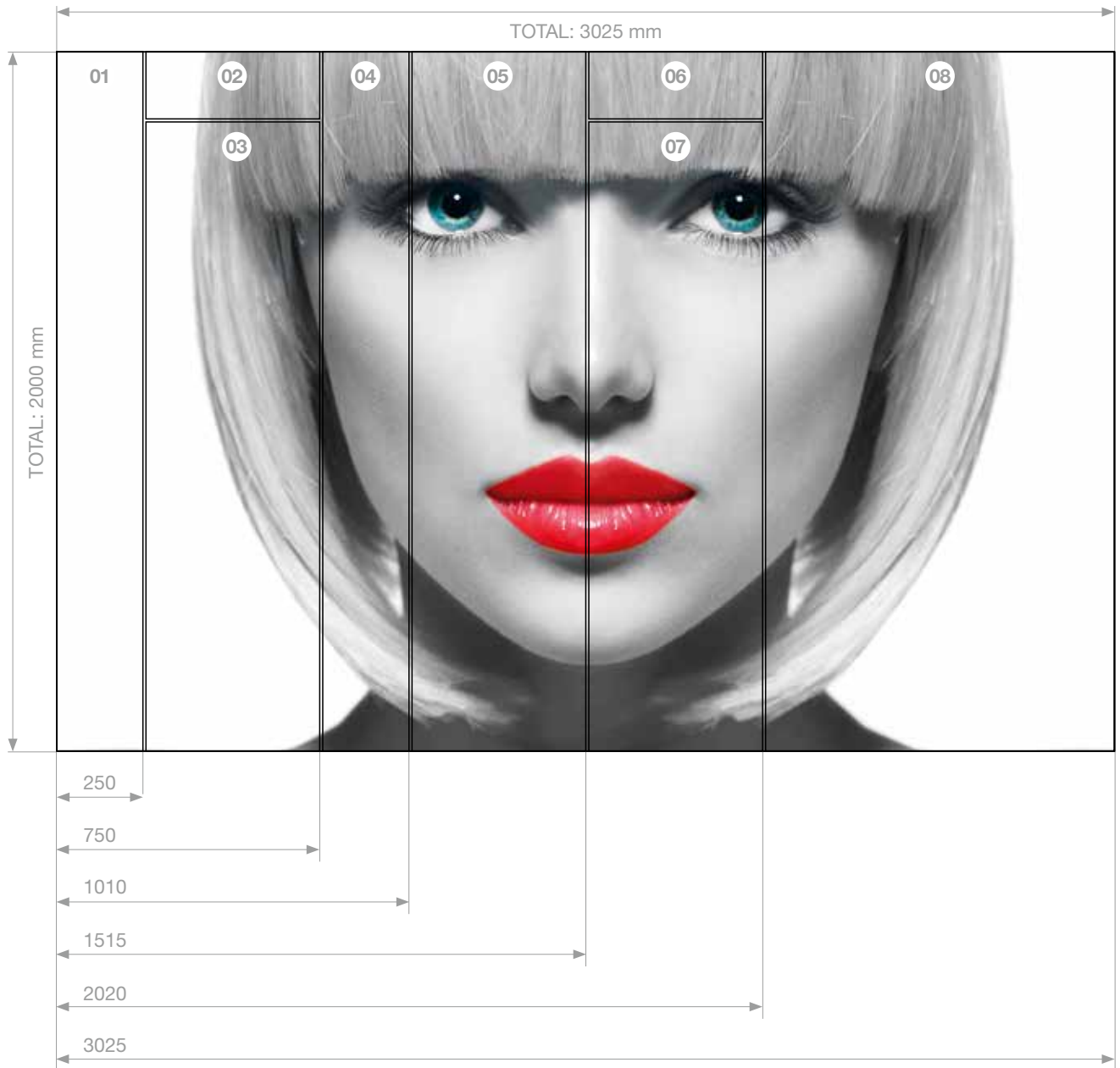
If you'd like to have contour cuts, please send us a dwg. file for the exact processing, showing the contour to be cut and the position of the individual parts.

### MULTI-PART MOTIVE

Let us know the size of the image parts you need (net = without bleed), preferably by sending us a labelled or numbered sketch. If you have not yet divided the individual images, we're happy to help you do it.

#### Tip:

Regarding the print file, here too the following applies: a minimum of 5 mm cut oversize per image part!



All dimensions are given in mm.  
At join: 5 mm everywhere.

**FORMATS**

- 01: 250 x 2000 mm
- 02: 500 x 195 mm
- 03: 500 x 1800 mm
- 04: 250 x 2000 mm
- 05: 500 x 2000 mm
- 06: 500 x 195 mm
- 07: 500 x 1800 mm
- 08: 1000 x 2000 mm



## CHECKLIST

<b>Document formats</b>	The documents have been created in their final size 1:1 or 1:10.
<b>Colour</b>	All documents have been created in ISO Coated v2.
<b>File size</b>	The image data has a print size of at least 90 dpi (ideally 180 dpi).
<b>Processing</b>	My data is already rotated in the required orientation in the image processing programme, not converted to a higher resolution.
<b>Image compression</b>	All data has been compressed without loss (e.g. TIFF with LZW).
<b>Completeness</b>	All the image and graphic elements that I have positioned in my document have been sent via online-file sharing solution or e-mail (individualdruck@fundermax.biz). All written texts have either been converted to paths or have already been sent.
<b>Layout</b>	The design drawing or sketch for dividing or for putting my images on the Individualdekor plate are enclosed. The necessary trim marks and bleeds have already been inserted into my file.
<b>Bleed Trim marks</b>	In addition to the dimensions needed (by me), I have left a bleed of 1cm all the way round. If I need trim marks, I have inserted them or explicitly stated how these are to be positioned.

FunderMax Deutschland GmbH  
 Industriestrasse 1  
 D-92442 Wackersdorf  
 infogermany@fundermax.biz  
 www.fundermax.de

FunderMax France SARL  
 3 Cours Albert Thomas  
 F-69003 Lyon  
 Tel.: +33(0)4 78 68 28 31  
 Fax: +33(0)4 78 85 18 56  
 infofrance@fundermax.biz  
 www.fundermax.fr

FunderMax India Pvt. Ltd.  
 No. 13, 1st Floor, 13th Cross  
 Wilson Garden  
 IND-560027 Bangalore  
 Tel.: +91 80 4112 7053  
 Fax: +91 80 4112 7053  
 officeindia@fundermax.biz  
 www.fundermax.at

FunderMax Italia S.R.L.  
 Viale Venezia 22  
 I-33052 Cervignano del Friuli  
 infoitaly@fundermax.biz  
 www.fundermax.it

FunderMax North America, Inc.  
 2015 Ayrslay Town Blvd. Suite 202  
 US-Charlotte, NC 28273  
 Tel.: +1 980 299 0035  
 Fax: +1 704 280 8301  
 office.america@fundermax.biz  
 www.fundermax.at

FunderMax Polska Sp. z o.o.  
 ul. Rybitwy 12  
 PL-30722 Kraków  
 Tel.: +48-12-65 34 528  
 Fax: +48-12-65 70 545  
 infopoland@fundermax.biz

FunderMax Swiss AG  
 Industriestrasse 38  
 CH-5314 Kleindöttingen  
 Tel.: +41 (0) 56-268 83 11  
 Fax: +41 (0) 56-268 83 10  
 infoswiss@fundermax.biz  
 www.fundermax.ch

**FunderMax GmbH**  
 Klagenfurter Straße 87-89, A-9300 St. Veit/Glan  
 T +43 (0) 5/9494-0, F +43 (0) 5/9494-4200  
 office@fundermax.at, www.fundermax.at